

1 (a) Pablo leaves home at 07 35 and arrives at school at 08 20.

(i) Find how many minutes it takes Pablo to get to school.

..... min [1]

(ii) The first lesson starts at 08 55 and ends 1 hour 15 minutes later.

Find the time the first lesson ends.

..... [1]

(iii) In one school week of 5 days, Pablo goes to and from school on the bus each day.
 He buys a 5-day ticket that costs \$7.75 .
 A 1-day ticket costs \$1.66 .

Calculate how much Pablo saves by buying a 5-day ticket.

\$..... [2]

(b) Pablo records the time, correct to the nearest minute, each student in his class spent on their homework.

30 42 56 12 15 10 50 8 58 24 34 41 11 36 18
 9 21 48 35 42 27 44 52 15 56 19 22 54 41 30

(i) Find the range.

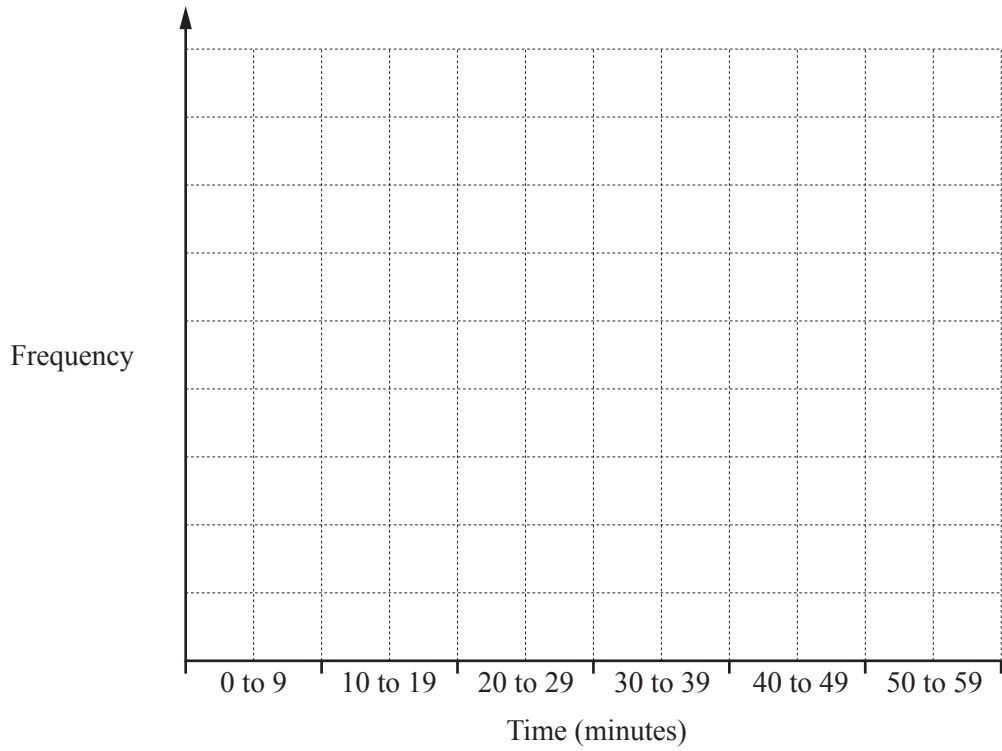
..... min [1]

(ii) Complete the frequency table.
 You may use the tally column to help you.

Time (minutes)	Tally	Frequency
0 to 9		
10 to 19		
20 to 29		
30 to 39		
40 to 49		
50 to 59		
Total		30

[2]

- (iii) Draw a bar chart to show this information.
Complete the scale on the frequency axis.



[3]

- (iv) Write down the modal class interval.

..... to [1]

2 (a) Write the number 8045 in words.

..... [1]

(b) Write down a number between 60 and 70 that is

(i) a square number,

..... [1]

(ii) a prime number,

..... [1]

(iii) a common multiple of 4 and 17.

..... [1]

(c) (i) Write 98 as a product of its prime factors.

..... [2]

(ii) Find the highest common factor (HCF) of 98 and 182.

..... [2]

(d) Find the value of

(i) 6^4 ,

..... [1]

(ii) $\sqrt[3]{24\,389}$,

..... [1]


(iii) 14^1 ,

..... [1]

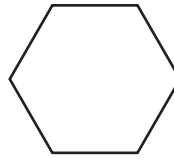
(iv) 5^{-3} .

..... [1]

3 (a) Write down the order of rotational symmetry of each shape.



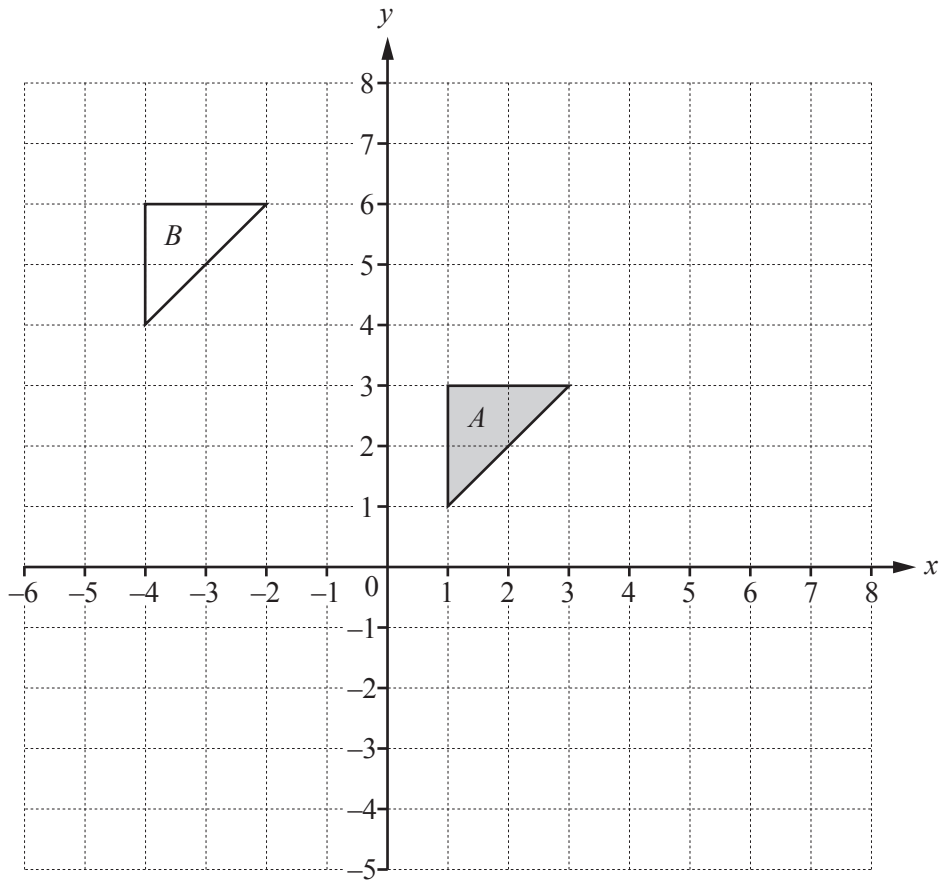
.....



.....

[2]

(b)



(i) On the grid, reflect triangle *A* in the line $x = -1$. [2]

(ii) On the grid, enlarge triangle *A* by scale factor 2, centre $(0, 0)$. [2]

(iii) Describe fully the **single** transformation that maps triangle *A* onto triangle *B*.

.....

..... [2]

4 Leo, Kim and Priya own a shop.

- (a) (i) Pens cost \$1.45 each.
Andre has a \$10 note.

Find the greatest number of pens that he can buy and how much change he receives.

Number of pens =

Change = \$ [3]

- (ii) The price of a pack of printer paper is \$5.60 .
In a sale this price is reduced by 15%.

Calculate the sale price.

\$ [2]

- (b) Each day, Kim records the number of people who buy a pen.
The results for 10 days are shown below.

40 7 19 25 18 19 32 57 12 47

Find the median.

..... [2]

- (c) The shop makes a profit of \$7000.
The profit is shared in the ratio Leo : Kim : Priya = 6 : 3 : 5.

Calculate the amount they each receive.

Leo = \$

Kim = \$

Priya = \$ [3]

- (d) Leo changed \$1400 into pounds (£).
The exchange rate was £1 = \$1.54 .

Work out how many pounds Leo received.

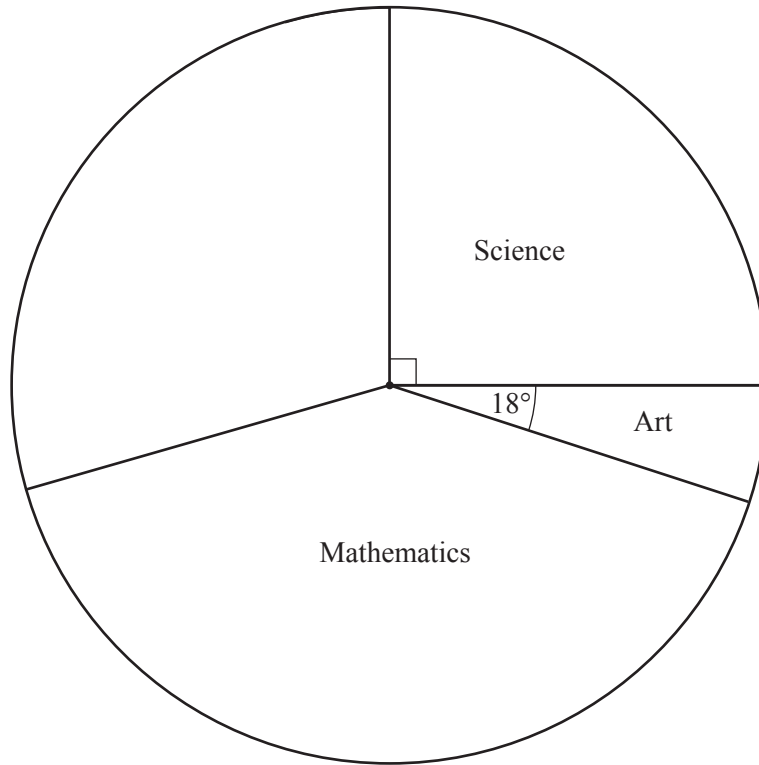
£..... [2]

- (e) Priya invested \$2000 for 3 years at a rate of 2.6% per year compound interest.

Calculate the value of her investment at the end of the 3 years.

\$..... [3]

- 5 Nico asked each of 900 students at her school what their favourite subject is. The students only chose Science, Art, Mathematics, History or Geography. The pie chart shows some of this information.



- (a) Show that 225 students chose Science.

[1]

- (b) Find how many students chose Art.

..... [2]

- (c) 125 students chose History and 140 chose Geography.

Complete the pie chart to show this information.

[2]

(d) One of the 900 students is selected at random.

(i) Write down the probability that their favourite subject is French.

..... [1]

(ii) Find the probability that their favourite subject is Art.
Give your answer as a fraction in its lowest terms.

..... [2]

(e) The total number of students in the school is 2520.

Estimate how many students you would expect to choose History as their favourite subject.

..... [2]

- 6 The diagram shows the positions of two towns, *A* and *B*.
The scale is 1 centimetre represents 10 kilometres.



• *B*

Scale: 1 cm to 10 km

- (a) (i) Find the actual distance from *A* to *B*.

..... km [2]

- (ii) Measure the bearing of *B* from *A*.

..... [1]

- (b) (i) Another town, *C*, is 78 km from *A* on a bearing of 103° .

Mark and label the position of town *C* on the diagram. [2]

- (ii) Chailai takes 45 minutes to drive the 78 km from town *A* to town *C*.

Calculate her average speed in kilometres per hour.

..... km/h [2]

(c) In this part, use a ruler and compasses only and show your construction arcs.

Mr Lei is moving house.
He wants to live

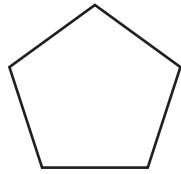
- nearer to town B than town A
- and
- less than 70 km from town A .

Construct and shade the region on the diagram in which he wants to live.

[5]

7 (a) Write down the mathematical name for this polygon.

(i)



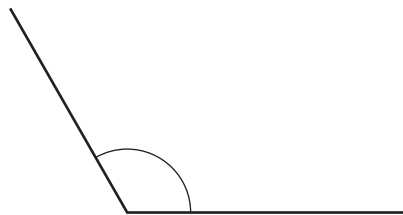
..... [1]

(ii) Write down the mathematical name for this quadrilateral.



..... [1]

(iii) Write down the type of angle shown in this diagram.



..... [1]

(b) A cuboid measures 25 cm by 12 cm by 8 cm.

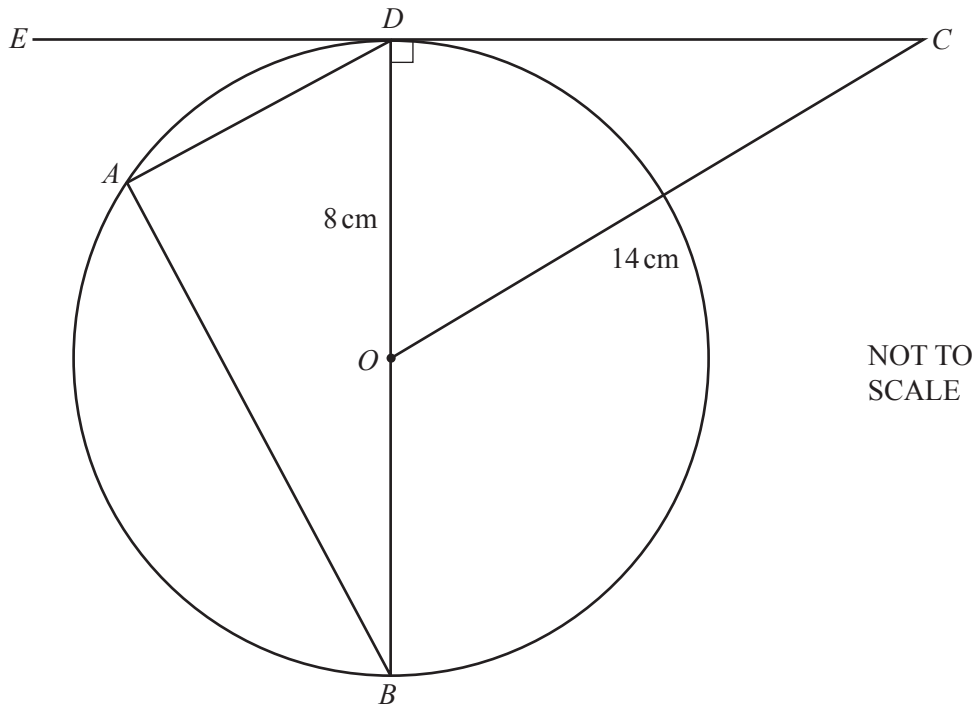
(i) Calculate the volume.

..... cm³ [2]

(ii) Write this volume in cubic metres.

.....m³ [1]

(c)



A , B and D lie on the circle, centre O .
 EC is a tangent to the circle at D .
 $OD = 8$ cm and $OC = 14$ cm.

(i) Write down the mathematical name for the line OD .

..... [1]

(ii) Explain why angle BAD is 90° .

..... [1]

(iii) Calculate the circumference of the circle.

..... cm [2]

(iv) Calculate CD .

$CD =$ cm [3]

8 (a) Simplify.

(i) $8p + 2r + 4p - 9r$

..... [2]

(ii) $4x^3 \times 6x^2$

..... [1]

(b) Write down an expression, in terms of x and y , for the total cost of x cakes at 90 cents each and y drinks at 75 cents each.

..... cents [2]

(c) Factorise completely.

$$12p^2 - 8p$$

..... [2]

(d) Solve.

$$4(7r - 3) = 128$$

$r =$ [3]

- (e) Solve the simultaneous equations.
You must show all your working.

$$4x + 3y = 43$$

$$6x + 7y = 92$$

$$x = \dots\dots\dots$$

$$y = \dots\dots\dots [4]$$

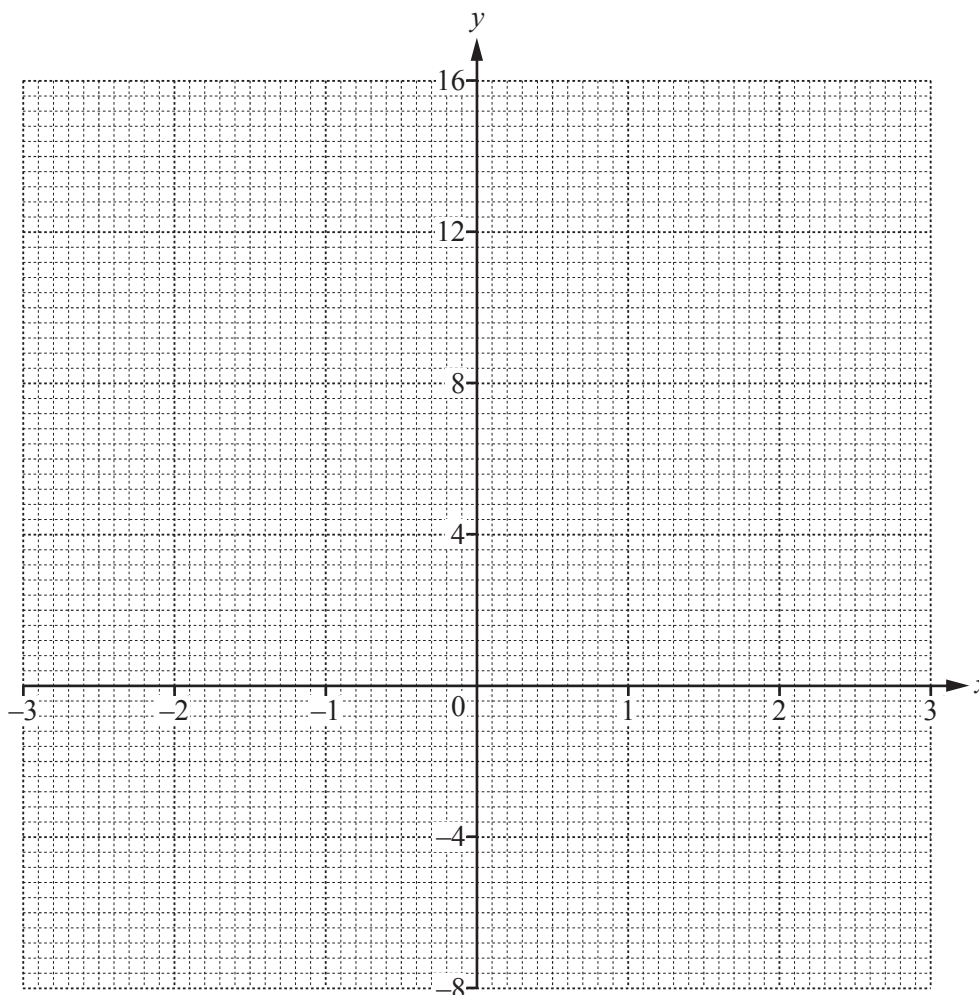
Question 9 is printed on the next page.

9 (a) (i) Complete the table of values for $y = x^2 + 3x - 4$.

x	-3	-2	-1	0	1	2	3
y	-4	-6		-4	0		

[3]

(ii) On the grid, draw the graph of $y = x^2 + 3x - 4$ for $-3 \leq x \leq 3$.



[4]

(b) (i) On the same grid, draw the line $y = 5$.

[1]

(ii) Write down the co-ordinates of the point of intersection of the line $y = 5$ and the graph of $y = x^2 + 3x - 4$ for $-3 \leq x \leq 3$.

(..... ,) [1]

Permission to reproduce items where third-party owned material protected by copyright is included has been sought and cleared where possible. Every reasonable effort has been made by the publisher (UCLES) to trace copyright holders, but if any items requiring clearance have unwittingly been included, the publisher will be pleased to make amends at the earliest possible opportunity.

To avoid the issue of disclosure of answer-related information to candidates, all copyright acknowledgements are reproduced online in the Cambridge International Examinations Copyright Acknowledgements Booklet. This is produced for each series of examinations and is freely available to download at www.cie.org.uk after the live examination series.

Cambridge International Examinations is part of the Cambridge Assessment Group. Cambridge Assessment is the brand name of University of Cambridge Local Examinations Syndicate (UCLES), which is itself a department of the University of Cambridge.